

h	a	l	Lm	Uo	UI
8 m	7 m	34 m	0.78 cd/mq	0.42	0.74

Ledway Road 60 LED

Urban and suburban roads

Lighting Class: **ME4a**


(per **EN 13201**)

Legend: h= height

a= street width

l= interdistancy

r= radius



h	a	r	Em	Uo	Na
8 m	7 m	16,5 m	16 lux	0.73	4

Ledway Road 50 LED

Conflict areas: cross roads and roundabouts

Lighting Class: **CE3**



(per **EN 13201**)

Na= number of fixtures

Lm= average luminance

Em= average illuminance

Emin= Minimum illuminance



h	a	l	Lm	Uo	UI
7 m	3,75 m	28 m	1.53 cd/mq	0.60	0.77

Ledway Road 80 LED

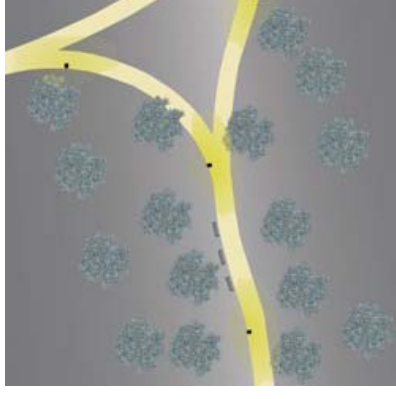

Motorway with interchanges areas, strategic and main roads

Lighting Class: **ME2**

(per **EN 13201**)

Uo= general uniformity

UI= longitudinal uniformity



h	a	l	Em	Emin	Uo
5 m	2,5 m	30 m	7.5 lux	2.5 lux	0.33

Ledway Road 20 LED

Residential roads, footpaths and cycleways

Lighting Class: **S3**

(per **EN 13201**)